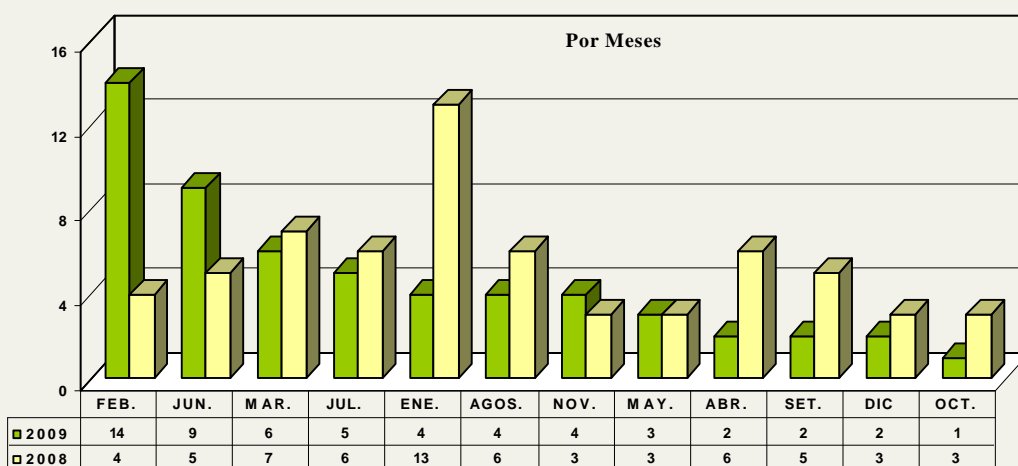
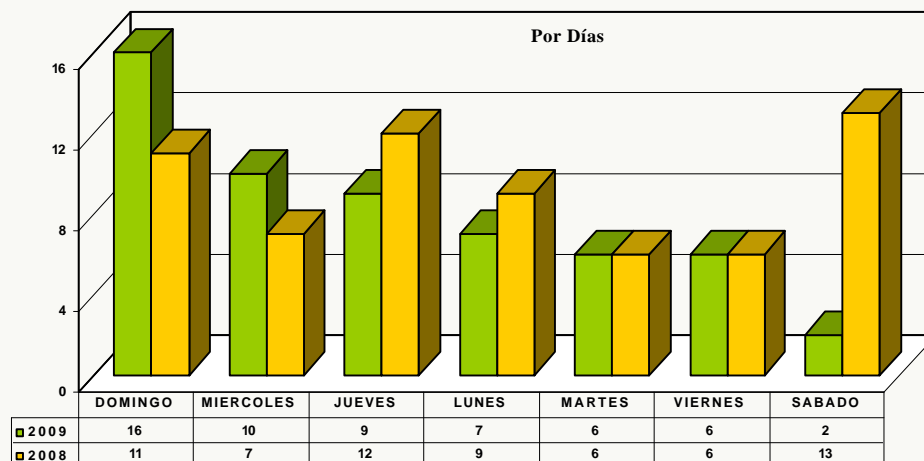


ANÁLISIS DE ACCIDENTES MORTALES 2008-2009

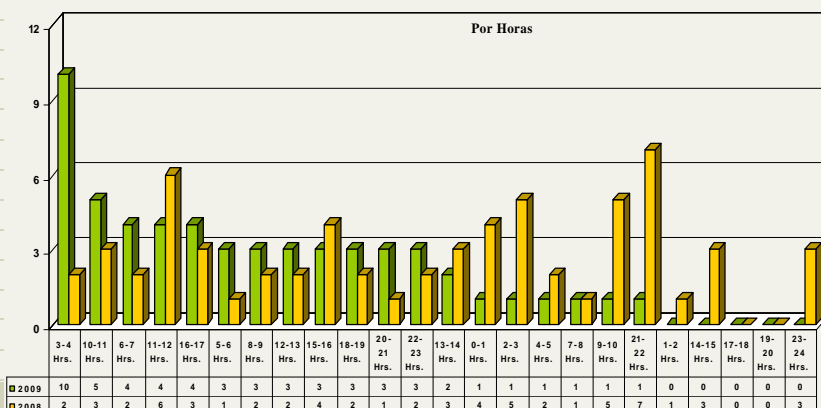
MESES	2008	2009	%
FEB.	04	14	250.00
JUN.	05	09	80.00
MAR.	07	06	-14.29
JUL.	06	05	-16.67
ENE.	13	04	-69.23
AGOS.	06	04	-33.33
NOV.	03	04	33.33
MAY.	03	03	0.00
ABR.	06	02	-66.67
SET.	05	02	-60.00
DIC	03	02	-33.33
OCT.	03	01	-66.67
TOTAL	64	56	-12.50



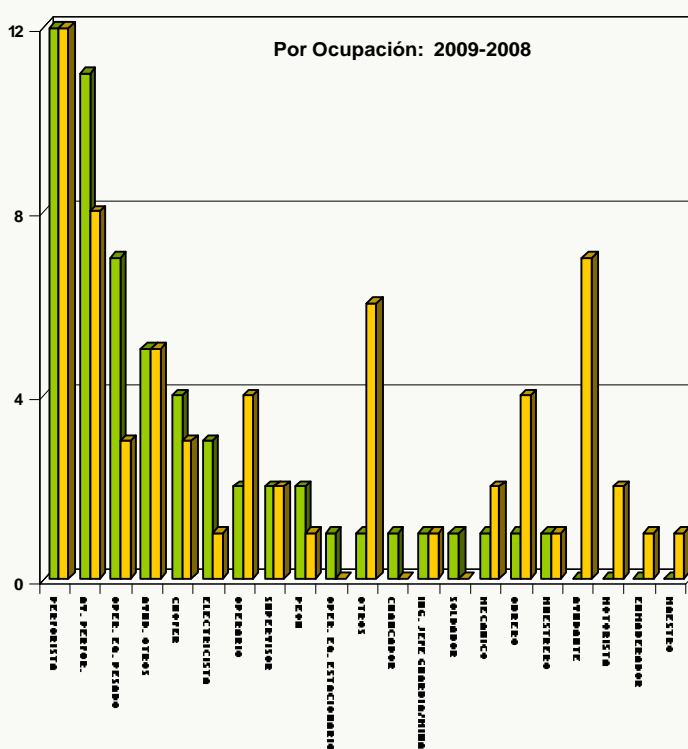
DIAS	2008	2009	%
DOMINGO	11	16	45.45
MIERCOLES	07	10	42.86
JUEVES	12	09	-25.00
LUNES	09	07	-22.22
MARTES	06	06	0.00
VIERNES	06	06	0.00
SABADO	13	02	-84.62
TOTAL	64	56	-12.50



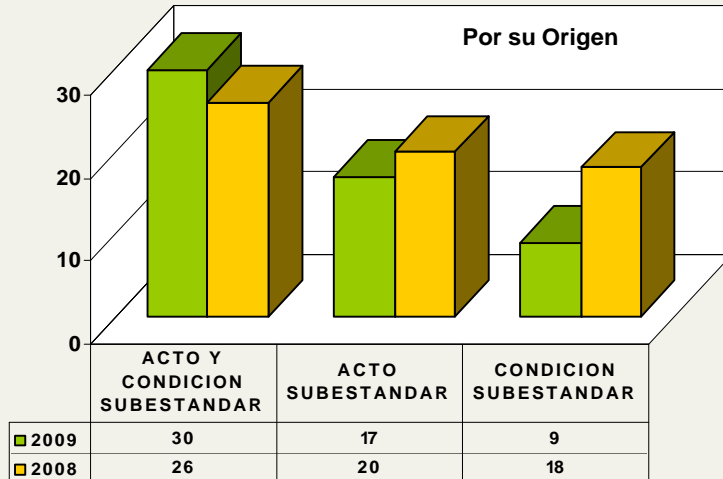
HORAS	2008	2009	%
3-4 Hrs.	02	10	400.00
10-11 Hrs.	03	05	66.67
6-7 Hrs.	02	04	100.00
11-12 Hrs.	06	04	-33.33
16-17 Hrs.	03	04	33.33
5-6 Hrs.	01	03	200.00
8-9 Hrs.	02	03	50.00
12-13 Hrs.	02	03	50.00
15-16 Hrs.	04	03	-25.00
18-19 Hrs.	02	03	50.00
20-21 Hrs.	01	03	200.00
22-23 Hrs.	02	03	50.00
13-14 Hrs.	03	02	-33.33
0-1 Hrs.	04	01	-75.00
2-3 Hrs.	05	01	-80.00
4-5 Hrs.	02	01	-50.00
7-8 Hrs.	01	01	0.00
9-10 Hrs.	05	01	-80.00
21-22 Hrs.	07	01	-85.71
1-2 Hrs.	01	0	-100.00
14-15 Hrs.	03	0	-100.00
17-18 Hrs.	0	0	0.00
19-20 Hrs.	0	0	0.00
23-24 Hrs.	03	0	-100.00
TOTAL	64	56	-12.50



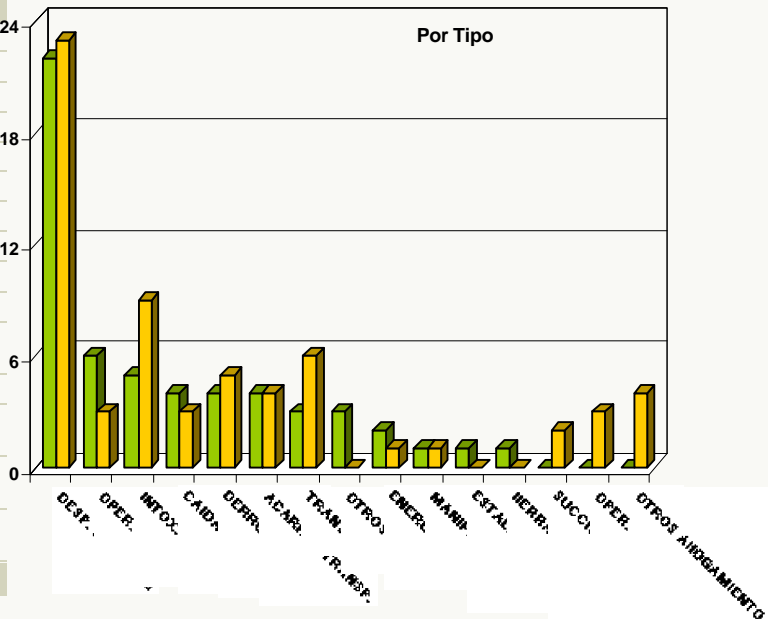
POR OCUPACIÓN	2008	2009	%
PERFORISTA	12	12	0.00
AY. PERFOR.	8	11	37.50
OPER. EQ. PESADO	3	7	133.33
AYUD. OTROS	5	5	0.00
CHOFER	3	4	33.33
ELECTRICISTA	1	3	200.00
OPERARIO	4	2	-50.00
SUPERVISOR	2	2	0.00
PEON	1	2	100.00
OPER. EQ. ESTACIONARIO	0	1	100.00
OTROS	6	1	-83.33
CHANCADOR	0	1	100.00
ING. JEFE GUARDIA/MINAS	1	1	0.00
SOLDADOR	0	1	100.00
MECANICO	2	1	-50.00
OBrero	4	1	-75.00
MUESTRERO	1	1	0.00
AYUDANTE	7	0	-100.00
MOTORISTA	2	0	-100.00
ENMADERADOR	1	0	-100.00
MAESTRO	1	0	-100.00
TOTAL	64	56	-12.50



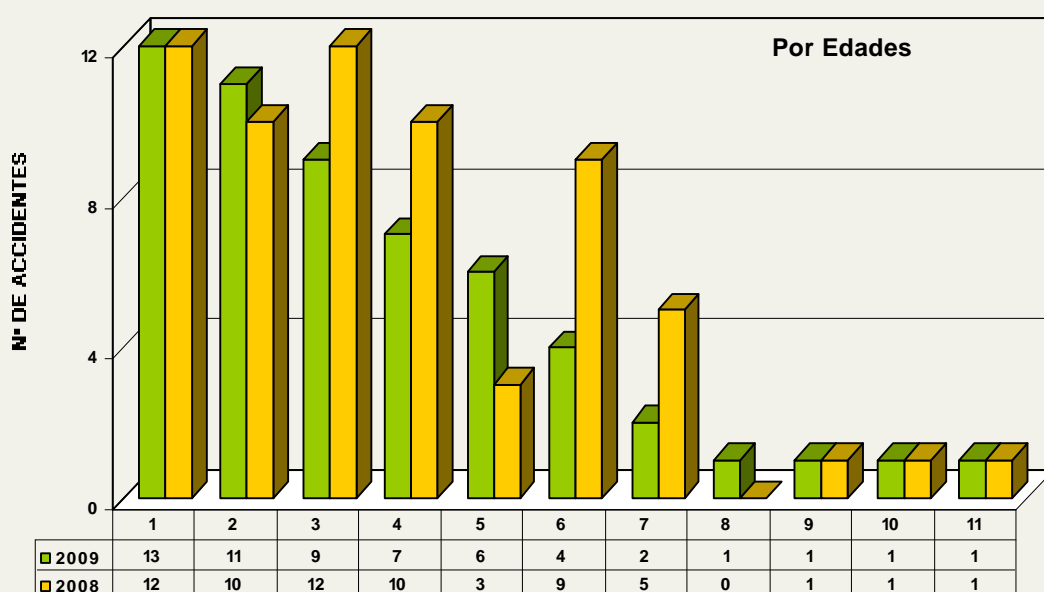
ORIGEN O CAUSA	2008	2009	%
ACTO Y CONDICION SUBESTANDAR	26	30	15.38
ACTO SUBESTANDAR	20	17	-15.00
CONDICION SUBESTANDAR	18	9	-50.00
TOTAL	64	56	-12.50



POR TIPO	2008	2009	%
DESP. DE ROCAS	23	22	-04.35
OPER. MAQUIN.	3	6	100.00
INTOX.-ASFIXIA	9	5	-44.44
CAIDAS PERSON.	3	4	33.33
DERRUM.-DESLIZ.	5	4	-20.00
ACARR. Y TRANSP.	4	4	0.00
TRANSITO	6	3	-50.00
OTROS TIPOS	0	3	300.00
ENERGÍA ELÉCT.	1	2	100.00
MANIP. MATER.	1	1	0.00
ESTALLIDO DE ROCA	0	1	100.00
HERRAMIENTAS	0	1	100.00
SUCCION /ENTERRAM.	2	0	-100.00
OPER. CARG. Y DESC.	3	0	-100.00
OTROS AHOGAMIENTO	4	0	-100.00
TOTAL	64	56	-12.50



POR EDADES	2008	2009	%
26-30	12	13	08.33
31-35	10	11	10.00
36-40	12	9	-25.00
21-25	10	7	-30.00
46-50	3	6	0
41-45	9	4	-55.56
51-55	5	2	-60.00
Menor a 18	0	1	100.00
18-20	1	1	0.00
56-60	1	1	0.00
61 A MAS	1	1	0.00
TOTAL	64	56	-12.50



POR CIA. y E.E.	2008	2009	%
E.C.M.	40	41	02.50
CIA.	24	15	-37.50
TOTAL	64	56	-12.50

