

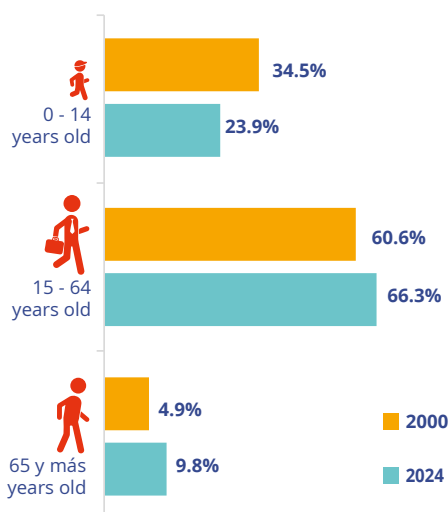
A glimpse of Peru in figures

The National Institute of Statistics and Informatics of Peru, as part of its dissemination policy, makes available to the community the booklet "A glimpse of Peru in figures" containing the main socioeconomic indicators of the country.

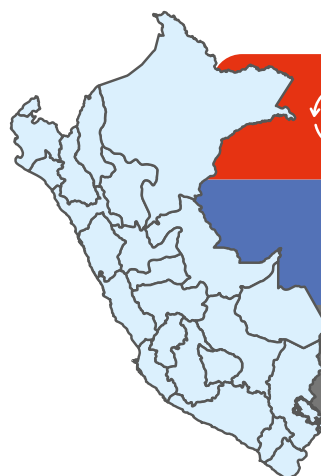
Nº 6 - April 2024

Peru:

Total projected population, by big age groups, 2000 and 2024*
(Percentage distribution)



* As of June 30, 2024.
Source: INEI- Total Population Projections.



34 Million 38 thousand 457
inhabitants



Surface of
1 Million 285 thousand Km²



Density
26.5 inhabitants per Km²

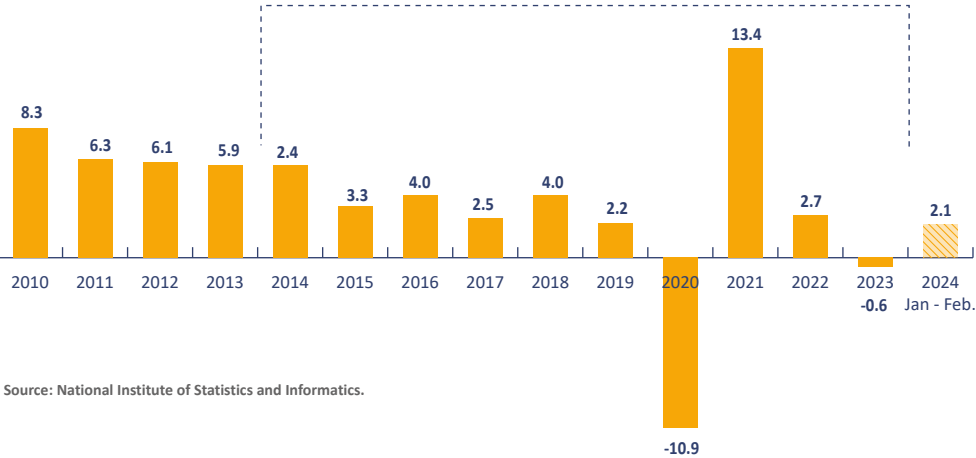
In Peru, **66.3%** of the total population is in the age group of 15 to 64 years old.





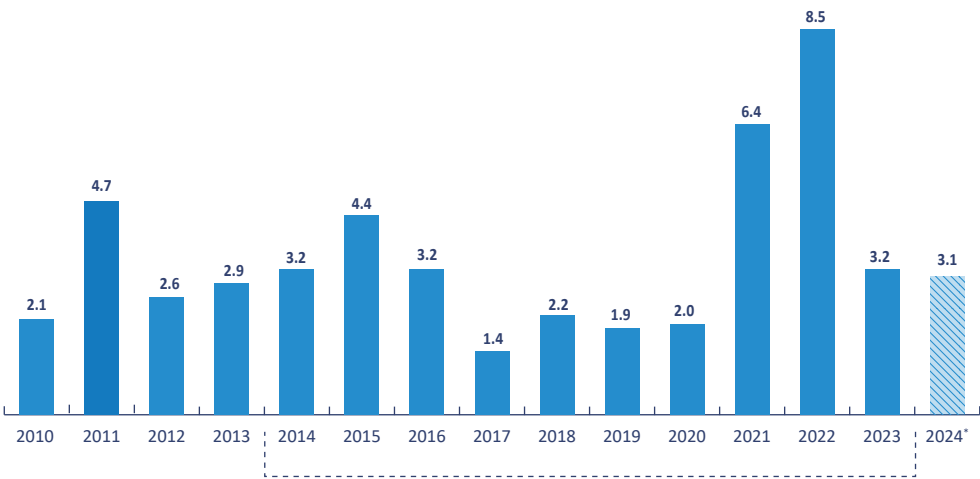
PERU:
Gross Domestic Product
Growth rate

GDP
In the period 2014-2023,
GDP grew at an average
annual rate of 2.1%.



Source: National Institute of Statistics and Informatics.

METROPOLITAN LIMA:
Consumer Price Index
Annual percentage change



*Annual percentage change Apr 23- Mar 24.
Source: National Institute of Statistics and Informatics.

The variation in prices in
Metropolitan Lima in the
decade 2014-2023 was of
3.6% annual average.





PERU:

Net International Reserves (NIR)

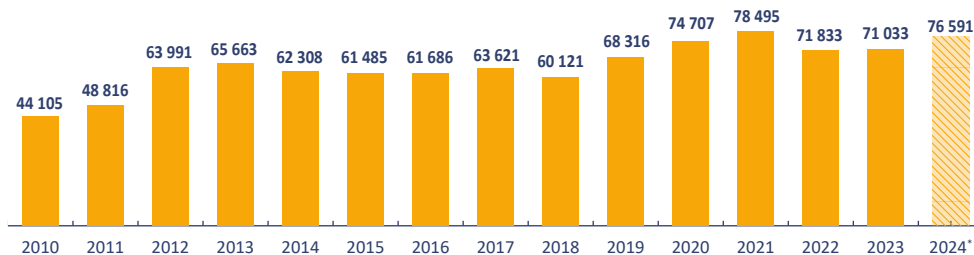
Millions of US\$



Over the last ten years,
NIR showed a steady
positive evolution.



In the year 2023,
the NIR reached
71 thousand
33 million of dollars.



*Información al 10 de abril 2024.
Source: Central Reserve Bank of Peru.

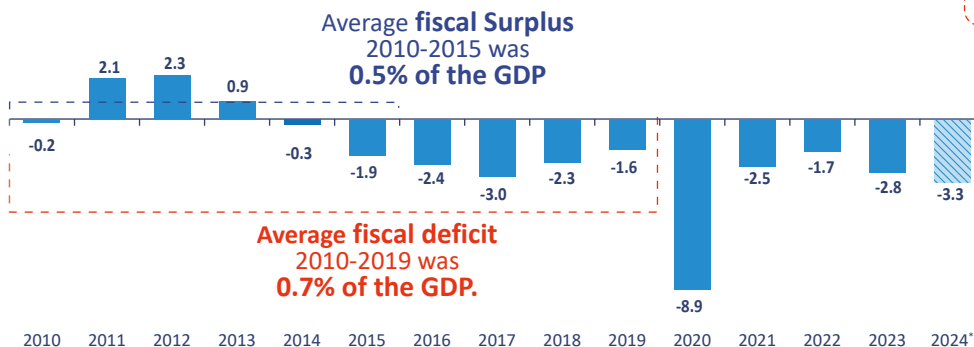
PERU:

Economic Result of the Public Sector

Percentage of the GDP



Fiscal deficit
of the year 2023 was
2.8% of the GDP.



*Information accumulated in the last 12 months as of March 2024.
Note Operations of the non financial public sector.
Source: Central Reserve Bank of Peru.

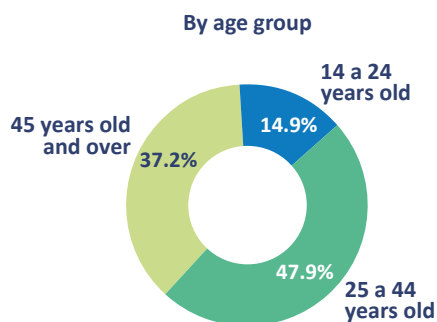
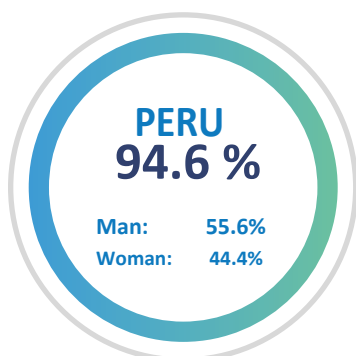




PERU:

Employed population, 2023

Percentage and percentage distribution



In the year 2023 the employed **Economically active population** of the country reached **17 million 180 thousand** persons.

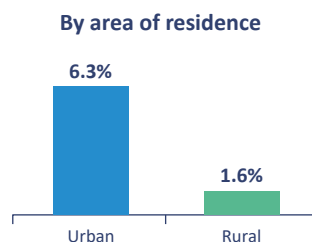



Source: National Institute of Statistics and Informatics – Permanent Survey of National Employment (EPEN), 2023

PERU:

Unemployment rate, 2023

Percentage



Unemployment rate was of **5.4%**, in the year 2023.



Source: National Institute of Statistics and Informatics – Permanent Survey of National Employment (EPEN), 2023

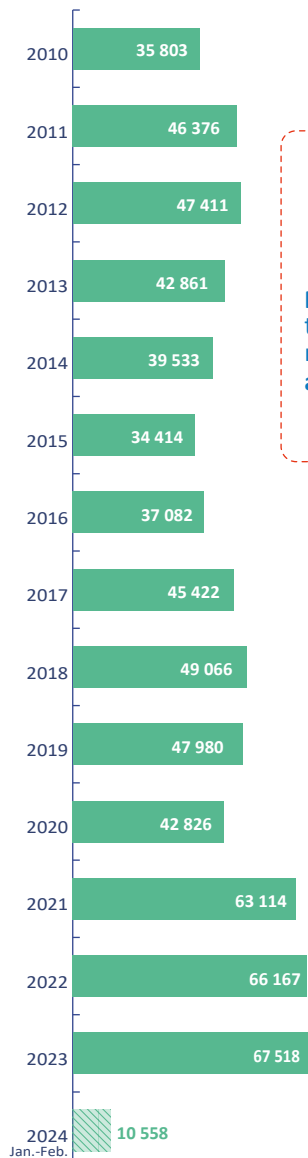




PERU:

Exports

Millions of US\$



Source: Central Reserve Bank of Peru.

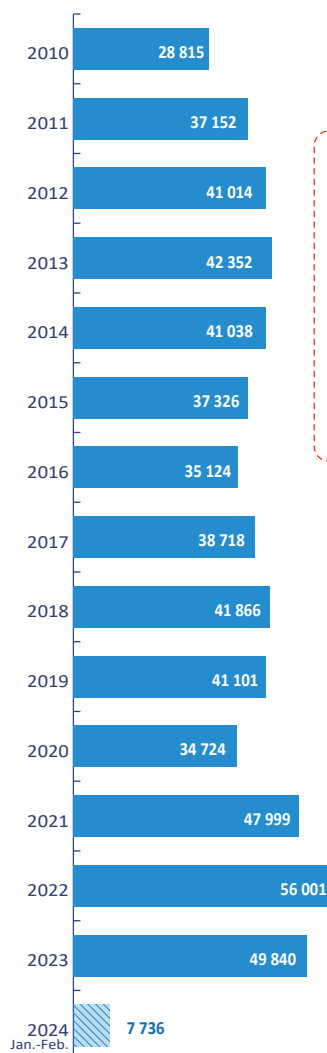


Peruvian **exports**, in the period 2014-2023, reported an **average annual growth of 4.6%.**

PERU:

Imports

Millions of US\$



Source: Central Reserve Bank of Peru.



In the last ten years, **imports** in Peru increased at an **annual average rate of 1.6%.**





PERU: Main Export Products 2023

Ranking de productos mineros



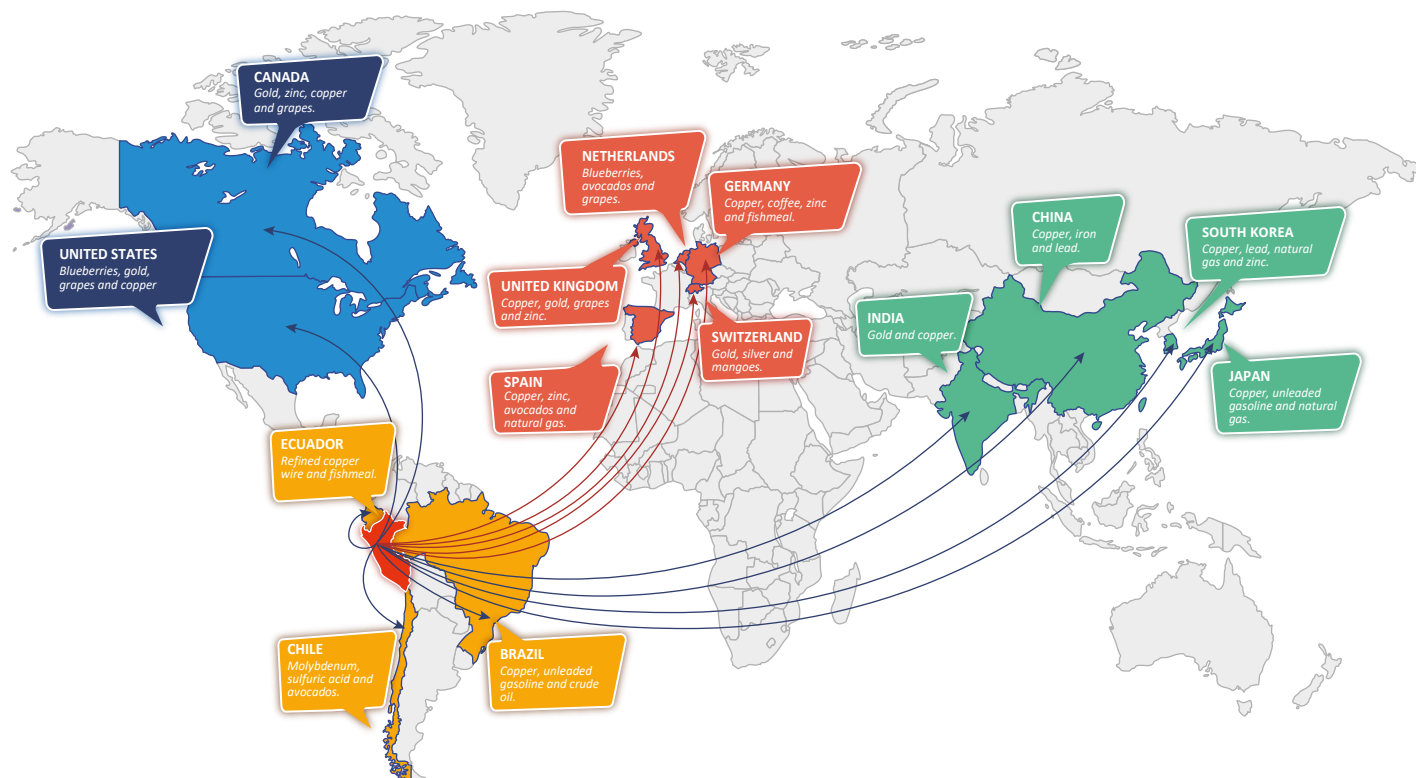
Source: U.S. Geological Survey (USGS), Mineral Commodity Summaries, January 2024.

Ranking of agricultural products



Source: PROMPERÚ.

Main destination countries of the exports of Peru, 2023



Source: National Superintendence of Customs and Tax Administration.

