



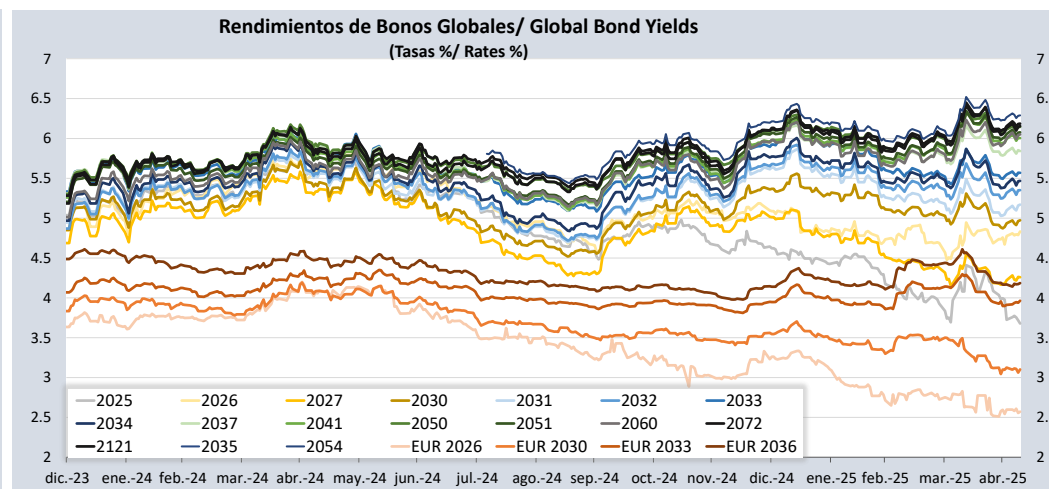
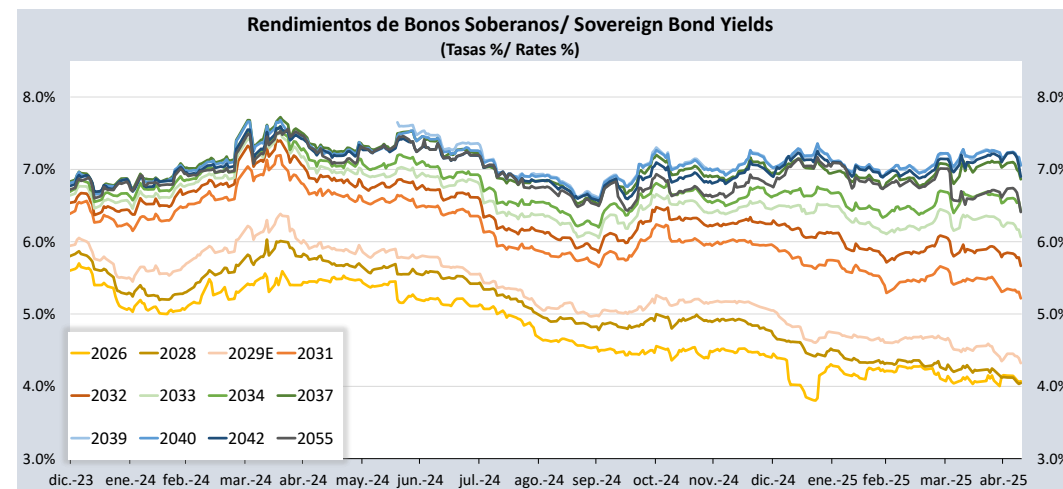
PERU: REPORTE DIARIO / DAILY REPORT

09/05/2025

Bonos soberanos / Sovereign bonds

Bonos* / Bonds			Intereses corridos / Accrued Interest (%)	Saldo vigente / Millions PEN	Cupón / Coupon (%)	Precio / Price			Prom. ponderado** / Weighted average (%)	Rendimiento / Yield			N° Operaciones del día / No. Day Operations	Última Negociación*** / Last trade		Duración / Duration	Duración Modificada	Vida media / Average	
Descripción / Description	ISIN	Nemónico / Mnemonic				Postura / Position		Última neg. / Last trading day		Postura / Position		Última neg. / Last trading day		Prom. ponderado / Weighted average (%)	Última Negociación*** / Last trade				
						Compra / Bid	Venta / Ask			Compra / Bid	Venta / Ask			Día / Date	Monto (Mills. S/) / Amount (Millions PEN)	Años / Years	Años / Years	Años / Years	
12-Ago-26	PEP01000C0J9	SB12AGO26	1.95	3 939	8.200	-	-	-	105.0105	-	-	-	4.0701	-	2-May-25	0	1.22	1.17	1.26
12-Ago-28	PEP01000C5D1	SB12AGO28	1.51	7 229	6.350	106.66	107.19	106.87	106.9183	4.12	3.95	4.05	4.0450	2	9-May-25	4	3.01	3.31	3.26
12-Feb-29	PEP01000C5F6	SB12FEB29E	1.41	13 184	5.940	105.35	105.55	105.44	105.4894	4.36	4.30	4.33	4.3213	8	9-May-25	16	3.44	3.30	3.76
12-Ago-31	PEP01000C4G7	SB12AGO31	1.65	19 585	6.950	108.69	109.13	109.07	109.1151	5.29	5.21	5.22	5.2157	7	9-May-25	14	5.23	4.97	6.26
12-Ago-32	PEP01000C5E9	SB12AGO32	1.46	22 051	6.150	102.32	102.76	102.73	102.8240	5.75	5.68	5.68	5.6652	9	9-May-25	23	5.99	5.67	7.26
12-Ago-33	PEP01000C5I0	SB12AGO33	1.73	22 829	7.300	107.50	108.09	108.03	107.9347	6.13	6.04	6.05	6.0653	13	9-May-25	56	6.42	6.05	8.26
12-Ago-34	PEP01000C5G4	SB12AGO34	1.28	18 247	5.400	92.80	93.27	93.14	92.9611	6.45	6.38	6.40	6.4266	40	9-May-25	146	7.33	6.89	9.26
12-Ago-37	PEP01000C2Z1	SB12AGO37	1.64	21 307	6.900	100.22	100.58	100.52	100.4126	6.89	6.84	6.85	6.8630	27	9-May-25	352	8.46	7.92	12.26
12-Ago-39	PEP01000C5J8	SB12AGO39	1.81	15 970	7.600	104.66	105.14	105.05	104.9668	7.09	7.04	7.05	7.0596	34	9-May-25	271	9.06	8.46	14.26
12-Ago-40	PEP01000C5H2	SB12AGO40	1.27	12 449	5.350	84.00	84.49	84.41	84.3684	7.10	7.04	7.05	7.0539	16	9-May-25	131	10.15	9.48	15.26
12-Feb-42	PEP01000C4L7	SB12FEB42	1.63	5 036	6.850	97.73	99.73	99.64	99.6361	7.10	6.89	6.90	6.9000	1	9-May-25	1	10.19	9.53	16.76
12-Feb-55	PEP01000C4S2	SB12FEB55	1.60	3 539	6.714	-	-	-	104.0856	-	-	-	6.4106	-	2-May-25	0	13.52	12.71	29.76
12-Feb-30	PEP01000C4U8	SB12FEB30	0.69	77	2,89%+VAC	-	-	-	103.1017	-	-	-	2.1787	-	18-Ago-23	20	4.53	4.43	4.76
31-Ene-35	PEP01000CV85	SB31ENE35	2.00	911	7,39% + VAC	-	-	-	127.8871	-	-	-	3.8948	-	17-Dic-24	2	7.44	7.16	9.73
12-Feb-40	PEP01000C4V6	SB12FEB40	0.75	228	3,14%+VAC	-	-	-	86.4107	-	-	-	4.3856	-	10-Ago-23	50	11.73	11.24	14.76
12-Ago-46	PEP01000C1S8	SB12AGO46	0.91	649	3,83% + VAC	-	-	-	97.4006	-	-	-	3.9939	-	11-Oct-24	52	14.71	14.15	21.26
12-Feb-54	PEP01000C4T0	SB12FEB54	0.78	1 234	3,26%+VAC	-	-	-	93.1299	-	-	-	3.6341	-	11-Abr-25	5	18.58	17.93	28.76

Nota: Precios y rendimientos calculados de acuerdo a los criterios establecidos en el Manual de Valorización de Títulos de Tesoro Público, donde: Negociado (negro), Cotizado (naranja), Valorizado (verde) o Subasta (azul).
 Note: Prices and returns calculated according to the criteria established in the Manual for the Valuation of Public Treasury Securities, where: Negotiated (black), Listed (orange), Valued (green) or Auction (blue).



Fuente/Source: MEF, BCRP, BLOOMBERG, DATATEC.

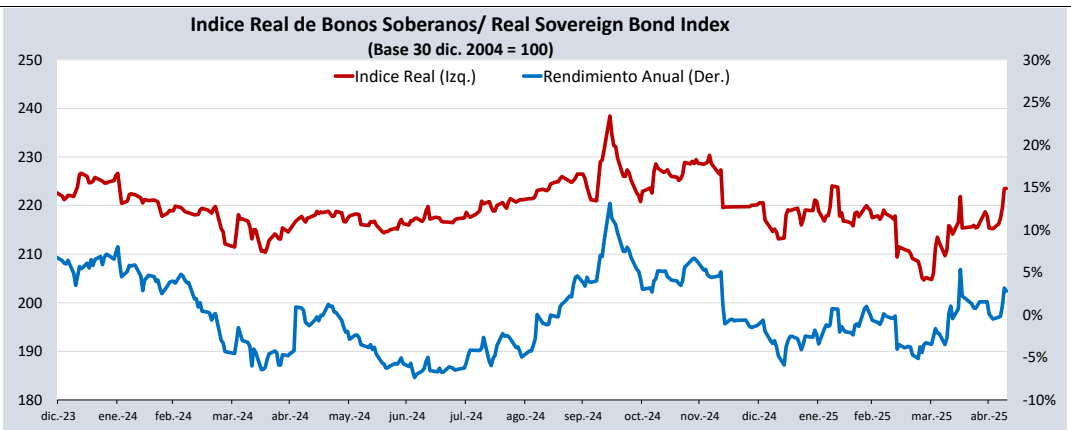
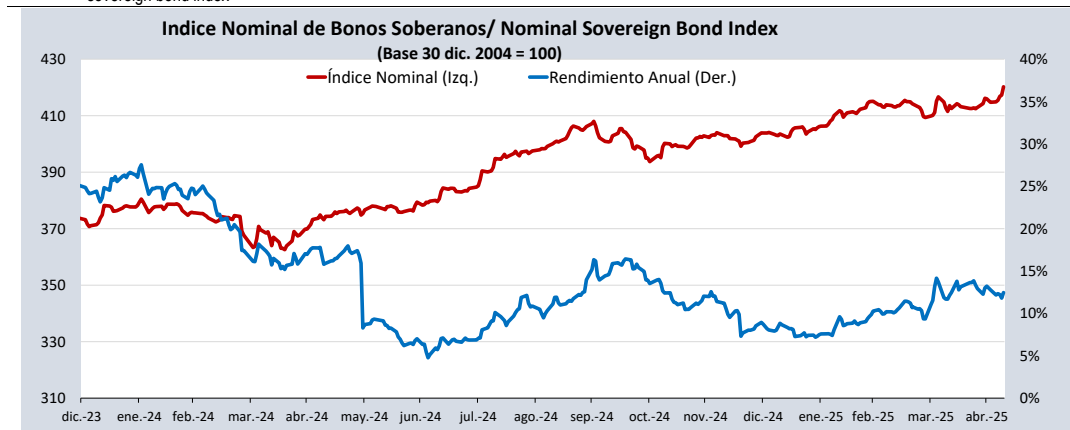
Bonos globales**** / Global bonds

Bonos / Bonds	ISIN	Saldo vigente Millones USD / Outstanding mills. USD	Cupón % / Coupon %	Precio / Price	Cambio / Change		Diferencial Precios compra- venta / Price spread bid-ask	Rendimiento% / Yields %	Cambio / Change (bps.)		Diferencial Tasas compra- venta (pbs) / Yield spread bid-ask (bps)	Análisis de sensibilidad / Sensitivity Analysis		
					Diario / Daily	Semanal / Weekly			Diario / Daily	Semanal / Weekly		Duración / Duration	Duración modificada / Modified duration	Vida media / Average life
21-jul-25	US715638AS19	425	7.350	100.6830	-0.02	-0.06	-0.42	3.6780	-4	-5	214	0.20	0.20	0.20
23-ene-26	US715638DE95	346	2.392	98.3430	-0.01	0.01	-0.51	4.8320	4	6	77	0.70	0.68	0.72
30-ene-26	XS1315181708	€845	2.750	100.1120	-0.01	0.02	-1.38	2.5710	2	-3	193	0.72	0.71	0.74
25-ago-27	US715638BU55	618	4.125	99.7070	0.01	-0.08	-0.52	4.2580	0	4	24	2.20	2.15	2.33
20-jun-30	US715638DA73	645	2.844	90.5020	-0.03	-0.13	-0.57	4.9730	1	4	13	4.72	4.60	5.19
30-mar-30	XS1373156618	€935	3.750	102.8400	-0.18	0.09	-1.53	3.1020	4	-2	34	4.34	4.27	4.80
23-ene-31	US715638DF60	3 207	2.783	88.3470	-0.04	-0.30	-0.57	5.1700	1	7	13	5.24	5.10	5.79
01-dic-32	US715638DP43	1 000	1.862	78.5540	0.00	-0.14	-0.59	5.3510	0	3	11	6.94	6.76	7.68
21-nov-33	US715638AP79	2 152	8.750	121.3540	-0.01	-0.21	-0.89	5.5690	0	2	12	6.22	6.05	8.66
11-mar-33	XS2314020806	€825	1.250	82.0370	-0.14	-0.27	-1.02	3.9640	2	5	17	7.43	7.28	7.95
15-ene-34	US715638DU38	2 250	3.000	83.1310	-0.01	-0.22	-0.64	5.4670	0	4	11	7.51	7.31	8.81
08-feb-35	US715638EB48	1 250	5.375	98.1460	-0.04	-0.24	-0.57	5.6240	1	3	8	7.59	7.38	9.89
17-nov-36	XS2408608219	€1 000	1.950	79.8950	-0.10	-0.10	-0.92	4.1850	1	2	12	10.08	9.87	11.69
14-mar-37	US715638AU64	1 130	6.550	105.9760	0.08	-0.11	-0.75	5.8420	-1	1	9	8.45	8.21	12.02
11-mar-41	US715638DS81	1 250	3.300	72.6100	0.04	-0.07	-0.78	6.0040	-1	1	9	11.66	11.32	16.07
18-nov-50	US715638BM30	2 545	5.625	93.3420	-0.01	-0.37	-0.69	6.1450	0	3	6	13.06	12.67	25.90
10-mar-51	US715638DT64	1 750	3.550	67.2820	-0.03	-0.19	-0.71	6.0760	0	2	7	14.86	14.43	26.21
08-ago-54	US715638EC21	1 750	5.875	94.4680	-0.08	-0.32	-0.75	6.2900	1	3	6	13.68	13.27	29.68
01-dic-60	US715638DQ26	2 000	2.780	52.4370	-0.06	-0.44	-0.73	6.0510	1	5	8	17.13	16.63	36.08
15-ene-72	US715638DW93	1 000	3.600	60.6220	-0.05	-0.30	-0.76	6.1860	0	3	8	16.63	16.13	47.37
28-jul-21	US715638DR09	1 000	3.230	52.6020	-0.10	-0.22	-0.63	6.1560	1	2	7	16.62	16.13	97.62

Índice de bonos soberanos / Peruvian sovereign bond index

Índice / Index	Valor / Value	Cambio / Change		Rend anual % / Annual yield %	Cambio / Change (bps.)		Composición del índice (%) / Index composition (%)											
		Diario / Daily	Semanal / Weekly		Diario / Daily	Semanal / Weekly	12-Ago-26	12-Ago-28	12-Feb-29	12-Ago-31	12-Ago-32	12-Ago-33	12-Ago-34	12-Ago-37	12-Ago-39	12-Ago-40	12-Feb-42	12-Feb-55
Índice de bonos soberanos nominal / Nominal sovereign bond index	420	3	6	12.46	65	-32	2.46	4.57	8.22	12.66	13.42	14.61	10.03	12.69	9.95	6.22	2.98	2.18

Índice / Index	Valor / Value	Cambio / Change		Rend anual % / Annual yield %	Cambio / Change (bps.)		Composición del índice (%) / Index composition (%)					
		Diario / Daily	Semanal / Weekly		Diario / Daily	Semanal / Weekly	12-Feb-30		31-Ene-35	12-Feb-40	12-Feb-46	12-Feb-54
Índice de bonos soberanos real / Real sovereign bond index	224	0	8	2.81	-36	330	2.44	36.26	6.09	19.55	35.65	



Fuente/Source: MEF, BCRP, BLOOMBERG, DATATEC.

* Para mayor información respecto a la valorización de los bonos y letras puede consultar en: http://www.mef.gov.pe/contenidos/tesoro_pub/gestion_act_pas/Manual_valorizacion_instrumentos_del_Tesoro.pdf

** Precio de los bonos a fecha de liquidación T+0.

*** Última negociación 1:30 pm

**** Información con horario de corte 4:30 pm.